

Weekly commentary

March 3, 2025

BlackRock

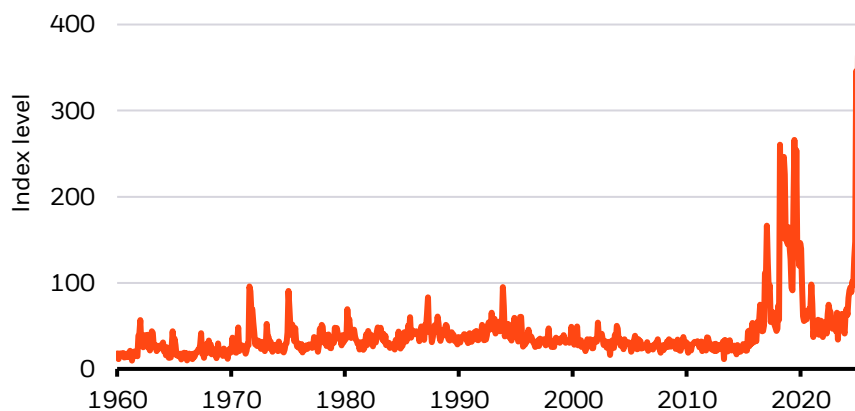
Leaning on the tactical in our views

- This unusually uncertain policy environment requires different views across horizons, in our view. We like U.S. stocks now and private markets medium term.
- U.S. stocks fell about 1% last week, with the S&P 500 trimming its gains for the year to 1.5%. Ten-year U.S. Treasury yields fell sharply to two-month lows.
- We expect the European Central Bank to cut interest rates this week, then proceed with caution. We track ongoing wage pressures in the U.S. jobs data.

A fundamental shift in macro and foreign policy has driven recent market volatility. That comes on top of mega forces – structural shifts like artificial intelligence (AI) – that are shaping the outlook and can lead to varied outcomes over the medium term. We think that calls for emphasizing tactical views. We still see AI driving corporate earnings strength, but this scenario is becoming more uncertain. We stand ready to pivot – and see private markets playing a key role across horizons.

Navigating historic uncertainty

U.S. trade policy uncertainty index, 1960–2025



Source: BlackRock Investment Institute, with data from Matteo Iacoviello/Haver Analytics, February 2025. Note: The Trade Policy Uncertainty (TPU) Index is based on automated text searches of the electronic archives of seven newspapers. The measure is calculated by counting the monthly frequency of articles discussing trade policy uncertainty (as a share of the total number of news articles) for each newspaper. The index is normalized to a value of 100 for a 1% article share.

We see a mega forces-driven economic transformation that could keep shifting the long-term trend. That limits conviction in long-term valuation signals because it's difficult to determine what's a fair valuation during an economic transformation, in our view. That long-term uncertainty is being compounded this year by near-term policy uncertainty: Trade policy uncertainty has soared to its highest in at least 65 years, reflecting U.S. tariff headlines. See the chart. How to respond? We allocate a greater share of portfolio risk to our six- to 12-month tactical views, allowing us to be nimble. Our scenarios for positive and negative economic and market outcomes help us shift our views as some policy uncertainty abates. Our baseline scenario: U.S. corporate profits stay strong and broaden alongside AI beneficiaries. Yet we're ready to pivot – especially as we get more policy implementation details.



Jean Boivin

Head – BlackRock Investment Institute



Wei Li

Global Chief Investment Strategist – BlackRock Investment Institute



Vivek Paul

Global Head of Portfolio Research – BlackRock Investment Institute



Devan Nathwani

Portfolio Strategist – BlackRock Investment Institute

Visit **BlackRock Investment Institute** for insights on the global economy, markets and geopolitics.

BlackRock
Investment
Institute

Over the medium term, we spread out our conviction across asset classes as economies undergo a transformation driven by mega forces such as AI. We think some of the most attractive opportunities are in private markets. While private market assets are not immune from the long-term uncertainty, we see many benefitting from the mega forces. Infrastructure equity, such as stakes in data centers, sits at the intersection of several mega forces, including today's AI-driven investment boom. Private equity funds have struggled more than in the past due to higher interest rates. Yet as valuations have fallen, current or future funds could benefit. Private markets are complex, with high risk and volatility, and not suitable for all investors.

The AI theme and strong earnings give us more tactical conviction in U.S. stocks. That's the case even as the run-up of U.S. stocks to record highs has shined a spotlight on historically rich valuations by most gauges. Valuations, especially for tech, look as lofty as in the dot-com bubble or the 1920s peak based on some metrics, like the cyclically adjusted ratio of share price to 10-year average of corporate earnings, we find. Yet it's harder to know what a reasonable valuation is during a time of transformation. Take concentration in the tech sector, where valuations tend to be higher, as investors chase the AI theme. Strong earnings growth could also back valuations. We're seeing that firsthand: Nvidia's revenue has surged roughly sixfold in just two years, and still its valuation dipped as earnings growth outpaced the share surge, LSEG Datastream data show.

While U.S. corporate strength is our base case for now, we have seen the outlook evolve suddenly in recent years. We stand ready to pivot given uncertainty because of the economic transformation and U.S. policy now. We created our scenarios last year to help us navigate this volatile environment. While some of the incoming information on U.S. policy has been noisy, we expect that to become a concrete signal to adapt to. How to build a portfolio that factors in unusually uncertain long-term signals and a volatile near-term environment? U.S. equities would still be the largest portfolio allocation, in our view. Yet the overall allocation to U.S. stocks would be less than benchmark public market exposures to make room for private markets.

Bottom line: The AI theme and strong earnings keep us overweight U.S. stocks tactically, even with high policy uncertainty. Over the long term, we see attractive opportunities in private markets that will be key to financing the transformation.

Market backdrop

U.S. stocks lost steam last week, led by the tech sector. The S&P 500 slid about 1% to trim the year's gains to 1.5%, partly on concerns about U.S. tariffs. Nvidia's shares fell sharply after its earnings results. AI-related shares have come under pressure from lingering investor worries about whether AI investment will pay off. Yet we think this is still the early phase of AI adoption and see room for the buildout winners to do well. Ten-year U.S. Treasury yields fell sharply to two-month lows near 4.20%.

Assets in review

Selected asset performance, year-to-date return and range



Past performance is not a reliable indicator of current or future results. Indexes are unmanaged and do not account for fees. It is not possible to invest directly in an index.

Sources: BlackRock Investment Institute, with data from LSEG Datastream as of Feb. 27, 2025. Notes: The two ends of the bars show the lowest and highest returns at any point year to date, and the dots represent current year-to-date returns. Emerging market (EM), high yield and global corporate investment grade (IG) returns are denominated in U.S. dollars, and the rest in local currencies. Indexes or prices used are: spot Brent crude, ICE U.S. Dollar Index (DXY), spot gold, MSCI Emerging Markets Index, MSCI Europe Index, LSEG Datastream 10-year benchmark government bond index (U.S., Germany and Italy), Bank of America Merrill Lynch Global High Yield Index, J.P. Morgan EMBI Index, Bank of America Merrill Lynch Global Broad Corporate Index and MSCI USA Index.

Week ahead

March 3

Euro area flash inflation

March 6

European Central Bank policy decision; U.S. trade data

March 5

China Caixin services PMI

March 7

U.S. payrolls report

We expect the European Central Bank (ECB) to cut interest rates this week. Weak economic growth and moderating inflation allow the ECB to cut rates closer to a neutral level that neither restricts or stimulates activity. Risks remain that could push inflation in either direction, so we see the ECB proceeding with caution after the March meeting. In the U.S., we watch labor data for February for signs of ongoing high wage pressures.

Big calls

Our highest conviction views on tactical (6-12 month) and strategic (long-term) horizons, March 2025

Tactical	Reasons
U.S. equities	We see the AI buildout and adoption creating opportunities across sectors. We tap into beneficiaries outside the tech sector. Robust economic growth, broad earnings growth and a quality tilt underpin our conviction and overweight in U.S. stocks versus other regions. We see valuations for big tech backed by strong earnings, and less lofty valuations for other sectors.
Japanese equities	A brighter outlook for Japan's economy and corporate reforms are driving improved earnings and shareholder returns. Yet the potential drag on earnings from a stronger yen is a risk.
Selective in fixed income	Persistent deficits and sticky inflation in the U.S. make us more positive on fixed income elsewhere, notably Europe. We are underweight long-term U.S. Treasuries and like euro area government bonds instead. We also prefer European credit – both investment grade and high yield – over the U.S. on more attractive spreads.
Strategic	Reasons
Infrastructure equity and private credit	We see opportunities in infrastructure equity due to attractive relative valuations and mega forces. We think private credit will earn lending share as banks retreat – and at attractive returns.
Fixed income granularity	We prefer DM government bonds over investment grade credit given tight spreads. Within DM government bonds, we favor short- and medium-term maturities in the U.S., and UK gilts across maturities.
Equity granularity	We favor emerging over developed markets yet get selective in both. EMs at the cross current of mega forces – like India and Saudi Arabia – offer opportunities. In DM, we like Japan as the return of inflation and corporate reforms brighten the outlook.

Note: Views are from a U.S. dollar perspective, March 2025. This material represents an assessment of the market environment at a specific time and is not intended to be a forecast of future events or a guarantee of future results. This information should not be relied upon by the reader as research or investment advice regarding any particular funds, strategy or security.

Tracking five mega forces


















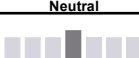

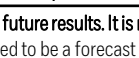
Mega forces are big, structural changes that affect investing now – and far in the future. As key drivers of the new regime of greater macroeconomic and market volatility, they change the long-term growth and inflation outlook and are poised to create big shifts in profitability across economies and sectors. This creates major opportunities – and risks – for investors. See our [web hub](#) for our research and related content on each mega force.

- 1. Demographic divergence:** The world is split between aging advanced economies and younger emerging markets – with different implications.
- 2. Digital disruption and artificial intelligence (AI):** Technologies are transforming how we live and work.
- 3. Geopolitical fragmentation and economic competition:** Globalization is being rewired as the world splits into competing blocs.
- 4. Future of finance:** A fast-evolving financial architecture is changing how households and companies use cash, borrow, transact and seek returns.
- 5. Transition to a low-carbon economy:** The transition is set to spur a massive capital reallocation as energy systems are rewired.

Granular views

Six- to 12-month tactical views on selected assets vs. broad global asset classes by level of conviction, March 2025

Our approach is to first determine asset allocations based on our macro outlook – and what’s in the price. **The table below reflects this and, importantly, leaves aside the opportunity for alpha, or the potential to generate above-benchmark returns.** The new regime is not conducive to static exposures to broad asset classes, in our view, but is creating more space for alpha.

		Underweight	Neutral	Overweight	Previous view	
					●	
Asset	View	Commentary				
Equities	Developed markets					
	United States				+2	We are overweight as the AI theme and earnings growth broaden. Valuations for AI beneficiaries are supported by tech companies delivering on earnings. Resilient growth and Fed rate cuts support sentiment. Risks include any long-term yield surges or escalating trade protectionism.
	Europe				Neutral	We are neutral, preferring the U.S. and Japan. We see room for more European Central Bank rate cuts, supporting an earnings recovery. Rising defense spending, as well as potential fiscal loosening and de-escalation in the Ukraine war are other positives.
	UK				Neutral	We are neutral. Political stability could improve investor sentiment. Yet an increase in the corporate tax burden could hurt profit margins near term.
	Japan				+1	We are overweight. A brighter outlook for Japan’s economy and corporate reforms are driving improved earnings and shareholder returns. Yet a stronger yen dragging on earnings is a risk.
	Emerging markets				Neutral	We are neutral. The growth and earnings outlook is mixed. We see valuations for India and Taiwan looking high.
Fixed Income	China				+1	We are modestly overweight. We think AI and tech excitement could keep driving returns, potentially reducing the odds of much-anticipated government stimulus. We stand ready to pivot. We remain cautious given structural challenges to China’s growth and tariff risks.
	Short U.S. Treasuries				Neutral	We are neutral. Markets are pricing in fewer Federal Reserve rate cuts and their policy rate expectations are now roughly in line with our views.
	Long U.S. Treasuries				-2	We are underweight. Persistent budget deficits and geopolitical fragmentation could drive term premium up over the near term. We prefer intermediate maturities less vulnerable to investors demanding more term premium.
	Global inflation-linked bonds				Neutral	We are neutral. We see higher medium-term inflation, but cooling inflation and growth may matter more near term.
	Euro area govt bonds				+1	We are overweight. Trade uncertainty may hurt euro area growth more than it boosts inflation, potentially allowing the European Central Bank to cut rates more. Political uncertainty remains a risk to fiscal sustainability.
	UK gilts				Neutral	We are neutral. Gilt yields are off their highs, but the risk of higher U.S. yields having a knock-on impact and reducing the UK’s fiscal space has risen. We are monitoring the UK fiscal situation.
	Japanese govt bonds				-2	We are underweight. Stock returns look more attractive to us. We see some of the least attractive returns in JGBs.
	China govt bonds				Neutral	We are neutral. Bonds are supported by looser policy. Yet we find yields more attractive in short-term DM paper.
	U.S. agency MBS				Neutral	We are neutral. We see agency MBS as a high-quality exposure in a diversified bond allocation and prefer it to IG.
	Short-term IG credit				+1	We are overweight. Short-term bonds better compensate for interest rate risk.
	Long-term IG credit				-1	We are underweight. Spreads are tight, so we prefer taking risk in equities from a whole portfolio perspective. We prefer Europe over the U.S.
	Global high yield				Neutral	We are neutral. Spreads are tight, but the total income makes it more attractive than IG. We prefer Europe.
	Asia credit				Neutral	We are neutral. We don’t find valuations compelling enough to turn more positive.
	Emerging hard currency				Neutral	We are neutral. The asset class has performed well due to its quality, attractive yields and EM central bank rate cuts. We think those rate cuts may soon be paused.
	Emerging local currency				-1	We are underweight. We see emerging market currencies as especially sensitive to trade uncertainty and global risk sentiment.

Past performance is not a reliable indicator of current or future results. It is not possible to invest directly in an index. Note: Views are from a U.S. dollar perspective. This material represents an assessment of the market environment at a specific time and is not intended to be a forecast or guarantee of future results. This information should not be relied upon as investment advice regarding any particular fund, strategy or security.

BlackRock Investment Institute

The BlackRock Investment Institute (BII) leverages the firm's expertise and generates proprietary research to provide insights on macroeconomics, sustainable investing, geopolitics and portfolio construction to help BlackRock's portfolio managers and clients navigate financial markets. BII offers strategic and tactical market views, publications and digital tools that are underpinned by proprietary research.

General disclosure: This material is intended for information purposes only, and does not constitute investment advice, a recommendation or an offer or solicitation to purchase or sell any securities to any person in any jurisdiction in which an offer, solicitation, purchase or sale would be unlawful under the securities laws of such jurisdiction. The opinions expressed are as of March 3, 2025, and are subject to change without notice. Reliance upon information in this material is at the sole discretion of the reader. Investing involves risks. This information is not intended to be complete or exhaustive and no representations or warranties, either express or implied, are made regarding the accuracy or completeness of the information contained herein. This material may contain estimates and forward-looking statements, which may include forecasts and do not represent a guarantee of future performance.

In the **U.S. and Canada**, this material is intended for public distribution. In **EMEA**, in the UK and Non-European Economic Area (EEA) countries: this is Issued by BlackRock Investment Management (UK) Limited, authorised and regulated by the Financial Conduct Authority. Registered office: 12 Throgmorton Avenue, London, EC2N 2DL. Tel: + 44 (0)20 7743 3000. Registered in England and Wales No. 02020394. For your protection telephone calls are usually recorded. Please refer to the Financial Conduct Authority website for a list of authorised activities conducted by BlackRock. In the **European Economic Area (EEA)**, this is Issued by BlackRock (Netherlands) B.V. is authorised and regulated by the Netherlands Authority for the Financial Markets. Registered office Amstelplein 1, 1096 HA, Amsterdam, Tel: 020 – 549 5200, Tel: 31-20-549-5200. Trade Register No. 17068311 For your protection telephone calls are usually recorded. In **Italy**, for information on investor rights and how to raise complaints please go to <https://www.blackrock.com/corporate/compliance/investor-right> available in Italian. In **Switzerland**, for qualified investors in Switzerland: This document is marketing material. Until 31 December 2021, this document shall be exclusively made available to, and directed at, qualified investors as defined in the Swiss Collective Investment Schemes Act of 23 June 2006 ("CISA"), as amended. From 1 January 2022, this document shall be exclusively made available to, and directed at, qualified investors as defined in Article 10 (3) of the CISA of 23 June 2006, as amended, at the exclusion of qualified investors with an opting-out pursuant to Art. 5 (1) of the Swiss Federal Act on Financial Services ("FinSA"). For information on art. 8 / 9 Financial Services Act (FinSA) and on your client segmentation under art. 4 FinSA, please see the following website: www.blackrock.com/finisa. For investors in **Israel**: BlackRock Investment Management (UK) Limited is not licensed under Israel's Regulation of Investment Advice, Investment Marketing and Portfolio Management Law, 5755-1995 (the "Advice Law"), nor does it carry insurance thereunder. In **South Africa**, please be advised that BlackRock Investment Management (UK) Limited is an authorized financial services provider with the South African Financial Services Board, FSP No. 43288. In the **DIFC** this material can be distributed in and from the Dubai International Financial Centre (DIFC) by BlackRock Advisors (UK) Limited – Dubai Branch which is regulated by the Dubai Financial Services Authority (DFSA). This material is only directed at 'Professional Clients' and no other person should rely upon the information contained within it. BlackRock Advisors (UK) Limited - Dubai Branch is a DIFC Foreign Recognised Company registered with the DIFC Registrar of Companies (DIFC Registered Number 546), with its office at Unit 06/07, Level 1, Al Fattan Currency House, DIFC, PO Box 506661, Dubai, UAE, and is regulated by the DFSA to engage in the regulated activities of 'Advising on Financial Products' and 'Arranging Deals in Investments' in or from the DIFC, both of which are limited to units in a collective investment fund (DFSA Reference Number F000738). In the **Kingdom of Saudi Arabia**, issued in the Kingdom of Saudi Arabia (KSA) by BlackRock Saudi Arabia (BSA), authorised and regulated by the Capital Market Authority (CMA), License No. 18-192-30. Registered under the laws of KSA. Registered office: 7976 Salim Ibn Abi Bakr Shaikan St, 2223 West Umm Al Hamam District Riyadh, 12329 Riyadh, Kingdom of Saudi Arabia, Tel: +966 11 838 3600. CR No, 1010479419. The information contained within is intended strictly for Sophisticated Investors as defined in the CMA Implementing Regulations. Neither the CMA or any other authority or regulator located in KSA has approved this information. In the **United Arab Emirates** this material is only intended for -natural Qualified Investor as defined by the Securities and Commodities Authority (SCA) Chairman Decision No. 3/R.M. of 2017 concerning Promoting and Introducing Regulations. Neither the DFSA or any other authority or regulator located in the GCC or MENA region has approved this information. In the **State of Kuwait**, those who meet the description of a Professional Client as defined under the Kuwait Capital Markets Law and its Executive Bylaws. In the **Sultanate of Oman**, to sophisticated institutions who have experience in investing in local and international securities, are financially solvent and have knowledge of the risks associated with investing in securities. In **Qatar**, for distribution with pre-selected institutional investors or high net worth investors. In the **Kingdom of Bahrain**, to Central Bank of Bahrain (CBB) Category 1 or Category 2 licensed investment firms, CBB licensed banks or those who would meet the description of an Expert Investor or Accredited Investors as defined in the CBB Rulebook. The information contained in this document, does not constitute and should not be construed as an offer of, invitation, inducement or proposal to make an offer for, recommendation to apply for or an opinion or guidance on a financial product, service and/or strategy. In **Singapore**, this is issued by BlackRock (Singapore) Limited (Co. registration no. 200010143N). This advertisement or publication has not been reviewed by the Monetary Authority of Singapore. In **Hong Kong**, this material is issued by BlackRock Asset Management North Asia Limited and has not been reviewed by the Securities and Futures Commission of Hong Kong. In **South Korea**, this material is for distribution to the Qualified Professional Investors (as defined in the Financial Investment Services and Capital Market Act and its sub-regulations). In **Taiwan**, independently operated by BlackRock Investment Management (Taiwan) Limited. Address: 28F., No. 100, Songren Rd., Xinyi Dist., Taipei City 110, Taiwan. Tel: (02)23261600. In **Japan**, this is issued by BlackRock Japan. Co., Ltd. (Financial Instruments Business Operator: The Kanto Regional Financial Bureau. License No 375, Association Memberships: Japan Investment Advisers Association, The Investment Trusts Association, Japan, Japan Securities Dealers Association, Type II Financial Instruments Firms Association) for Institutional Investors only. All strategies or products BLK Japan offer through the discretionary investment contracts or through investment trust funds do not guarantee the principal amount invested. The risks and costs of each strategy or product we offer cannot be indicated here because the financial instruments in which they are invested vary each strategy or product. In **Australia**, issued by BlackRock Investment Management (Australia) Limited ABN 13 006 165 975 AFSL 230 523 (BIMAL). The material provides general information only and does not take into account your individual objectives, financial situation, needs or circumstances. In **New Zealand**, issued by BlackRock Investment Management (Australia) Limited ABN 13 006 165 975, AFSL 230 523 (BIMAL) for the exclusive use of the recipient, who warrants by receipt of this material that they are a wholesale client as defined under the New Zealand Financial Advisers Act 2008. Refer to BIMAL's Financial Services Guide on its website for more information. BIMAL is not licensed by a New Zealand regulator to provide 'Financial Advice Service' 'Investment manager under an FMC offer' or 'Keeping, investing, administering, or managing money, securities, or investment portfolios on behalf of other persons'. BIMAL's registration on the New Zealand register of financial service providers does not mean that BIMAL is subject to active regulation or oversight by a New Zealand regulator. In **China**, this material may not be distributed to individuals resident in the People's Republic of China ("PRC", for such purposes, not applicable to Hong Kong, Macau and Taiwan) or entities registered in the PRC unless such parties have received all the required PRC government approvals to participate in any investment or receive any investment advisory or investment management services. For **Other APAC Countries**, this material is issued for Institutional Investors only (or professional/sophisticated/qualified investors, as such term may apply in local jurisdictions). In **Latin America**, no securities regulator within Latin America has confirmed the accuracy of any information contained herein. The provision of investment management and investment advisory services is a regulated activity in Mexico thus is subject to strict rules. For more information on the Investment Advisory Services offered by BlackRock Mexico please refer to the Investment Services Guide available at www.blackrock.com/mx.

©2025 BlackRock, Inc. All Rights Reserved. BLACKROCK is a trademark of BlackRock, Inc., or its subsidiaries in the United States and elsewhere. All other trademarks are those of their respective owners.

BlackRock

Not FDIC Insured • May Lose Value • No Bank Guarantee