

1. A GROWING
NUMBER OF PARTICIPANTS

30

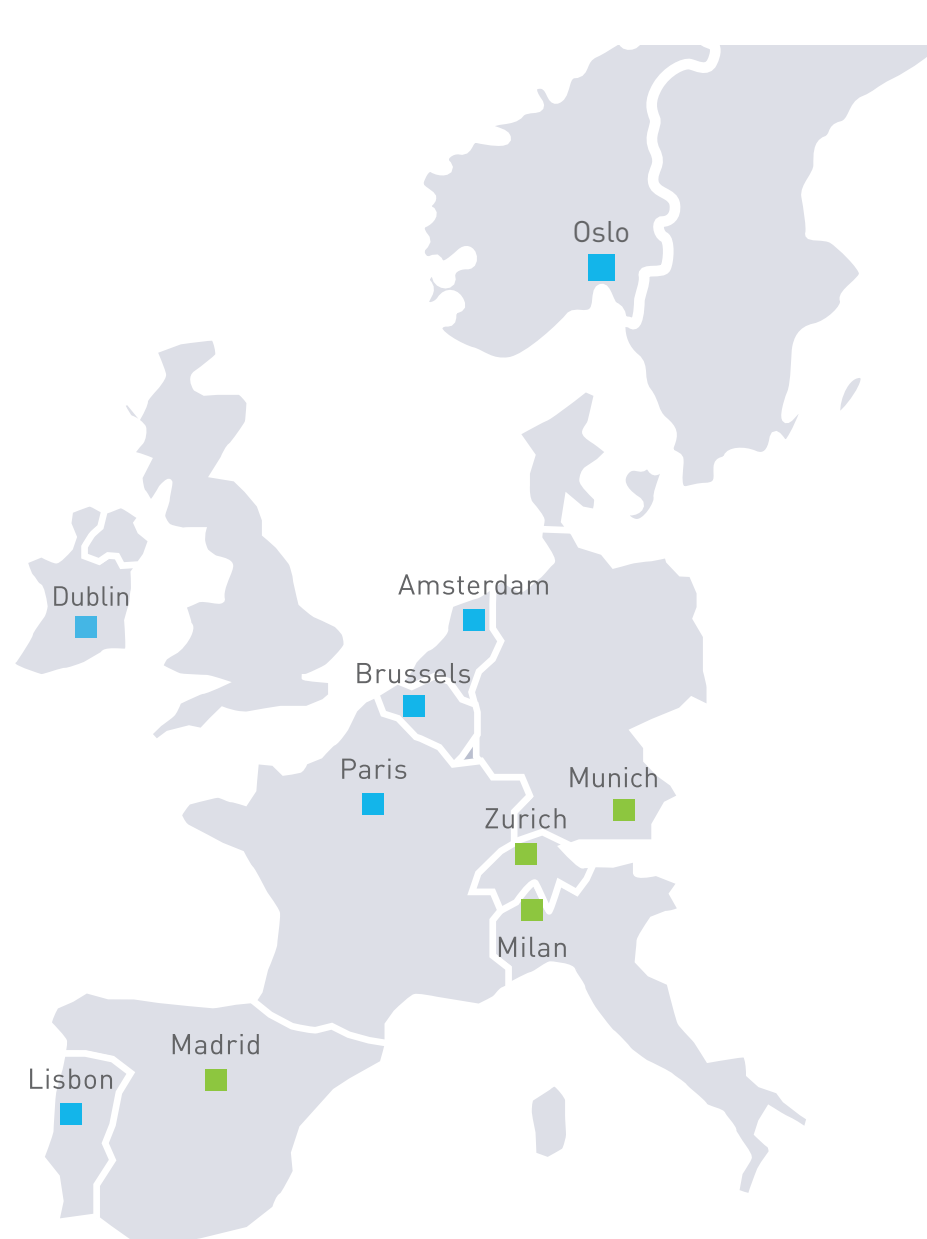
participants
2015 - 2016



119

participants
2020-2021

2. EUROPEAN FOOTPRINT
FROM 4 TO 10 COUNTRIES




BELGIUM	16
FRANCE	31
NETHERLANDS	13
PORTUGAL	10
+ GERMANY	12
ITALY	13
SPAIN	11
SWITZERLAND	13

3. INCREASINGLY
MATURE COMPANIES

AVERAGE CAPITAL RAISED

€6M

2015 | 2016



€15M

2020 | 2021

AVERAGE TURNOVER

€11M

2015 | 2016



€16M

2020 | 2021

AVERAGE NUMBER OF EMPLOYEES

54

2015 | 2016



67

2020 | 2021

4. A WIDE COMMUNITY
OF PARTNERS AND TECH COMPANIES

400+

alumni
since 2015

76

partners
2020-2021

5. LAST TECHSHARE ALUMNI IPO

Nyxoah
The path to restful nights

NYXOAH | BE
TECHSHARE
2019 - 2020 | TMT

€85M RAISED

unifiedpost
GROUP

UNIFIEDPOST | BE
TECHSHARE
2016 - 2017 | TMT

€252M RAISED

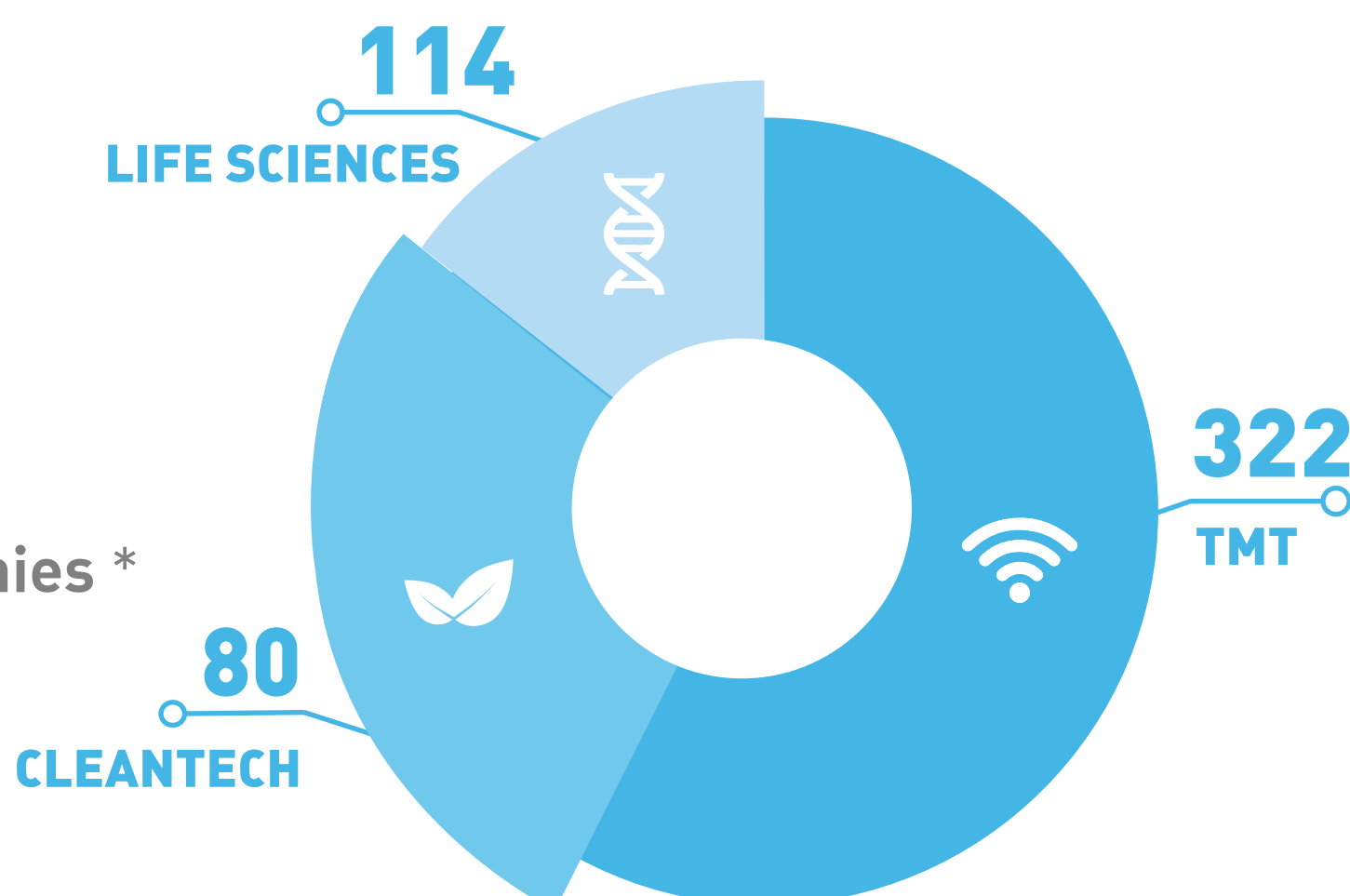
6. A PROGRAMME DESIGNED BY EURONEXT
THE LISTING VENUE OF CHOICE FOR TECH COMPANIES

STRONG
TECH FRANCHISE

516

listed Tech companies *

*As of November 2020



TOP TECH IPOs**
ON EURONEXT

PROSUS NL SEPT 2019 €95BN	ADYEN NL JUNE 2018 €7BN	ADEVINTA NW APRIL 2019 3BN	WORLDLINE FR JUNE 2014 €2.2BN	NEOEN FR OCT 2018 €1.4BN
X-FAB GE APRIL 2017 €1BN	TAKEAWAY NL SEPT 2016 €993M	ARES ALLERGY UK SEPT 2015 €984M	SHOWROOMPRIVE FR OCT 2015 €640M	UNIFIEDPOST BE SEPT 2020 €608M

** Ranked by market capitalisation at IPO