

Weekly commentary

March 1, 2021

BlackRock

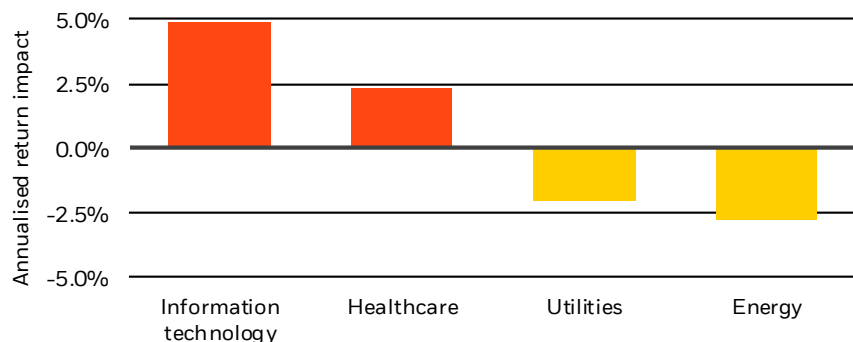
Climate transition: a driver of returns

- Our updated, climate-aware return assumptions support our strategic preference for developed market (DM) equities.
- Rising inflation expectations have driven up U.S. 10-year Treasury yields but to a lesser degree than in the past. Real yields remain deep in negative territory.
- U.S. nonfarm payrolls data will be in focus after a modest increase of jobs in January. Global purchasing managers index data will shed light on the restart.

We are incorporating the effects of climate change – and of the climate transition – in our return assumptions, as we believe avoiding climate-related damages will help drive growth and improve returns for risk assets. We see climate-resilient sectors as potential beneficiaries of a “green” transition and are strategically overweight DM equities as they are skewed toward these sectors.

Chart of the week

Return assumption differentials in green transition vs. no-climate-action



For illustrative purposes only. This information is not intended as a recommendation to invest in any particular asset class or strategy or as a promise – or even estimate – of future performance. Sources: BlackRock Investment Institute, with data from Refinitiv Datastream and Bloomberg, February 2021. Notes: The chart shows the difference in U.S. dollar expected returns over the next five years from February 2021 for four sectors of the MSCI USA Index in our base case of a “green” transition (policies and actions taken to mitigate climate change and damages, and to limit temperature rises to no more than 2 degrees Celsius by 2100) vs. a no-climate-action scenario. The estimated sectoral impact is based on expected differences in economic growth, corporate earnings and asset valuations across the two scenarios. Professional investors can access full details in our [Portfolio perspectives](#) and [CMAs website](#).

We see climate change and efforts to curb it having major economic implications in the decades to come. The base case underpinning our updated capital market assumptions (CMAs) reflects a “green” transition to a low-carbon economy, with a gradual phasing-in of carbon taxes, green infrastructure spending consistent with the [IMF’s recommendation](#), and subsidies on renewable energy. If none of these actions are taken to mitigate climate change, we estimate a cumulative loss in global output of nearly 25% in the next two decades. Our updated CMAs are driven by sectoral views, with exposure to climate risks and opportunities a key determinant. We see technology and healthcare benefiting the most from that perspective, and carbon-intensive sectors with less transition opportunities such as energy and utilities lagging. See the chart for estimated return assumptions of four sectors in our base case vs. a no-climate-action scenario. Climate is just one driver of asset returns. Other drivers such as valuation could be more powerful over the short term, as evidenced by energy’s strong performance so far this year.



Jean Boivin
Head – BlackRock Investment Institute



Elga Bartsch
Head of Macro Research – BlackRock Investment Institute



Vivek Paul
Senior Portfolio Strategist – BlackRock Investment Institute



Carole Crozat
Head of Thematic Research at BlackRock Sustainable Investing

Visit [BlackRock Investment Institute](#) for insights on global economy, markets and geopolitics.

BlackRock Investment Institute

Our updated CMAs are an important step in BlackRock’s journey of making sustainability core to our investment process, as highlighted in CEO Larry Fink’s [annual letter](#). The journey started long before this year. We had laid down the case for sustainability as a driver of asset class returns in [Sustainability: the tectonic shift transforming investing](#), and have developed [new tools to assess physical risks to assets caused by climate change](#). We already experience the effects of climate change in our daily lives, in the form of extreme weather events and rising temperatures. Capturing the financial implications is not easy, but it cannot be ignored. Projections around climate change are highly uncertain. This is due to the complexity of modelling the dynamics and myriad dependencies between climate, carbon emissions, and economic variables. We are in uncharted territory. Systematic acknowledgement of the inherent uncertainty is therefore crucial, and is a key consideration when we consider the portfolio implications.

We refine our CMAs to include an important and often underappreciated return driver – climate change. This flows in to our CMAs through 3 channels: 1) the macroeconomic impact; 2) the repricing of assets to reflect climate risks and exposures, and; 3) the impact on corporate fundamentals. First, macro variables such as GDP growth will be different in a world that is transitioning to a low-carbon future, meaning traditional risk premia for all asset classes will change, in our view. Second, we don’t believe market prices yet reflect the coming “green” transition, meaning assets poised to benefit may have a higher return during the transition. Third, climate change and the efforts to address it will impact the profitability and growth prospects of companies, creating winners and losers.

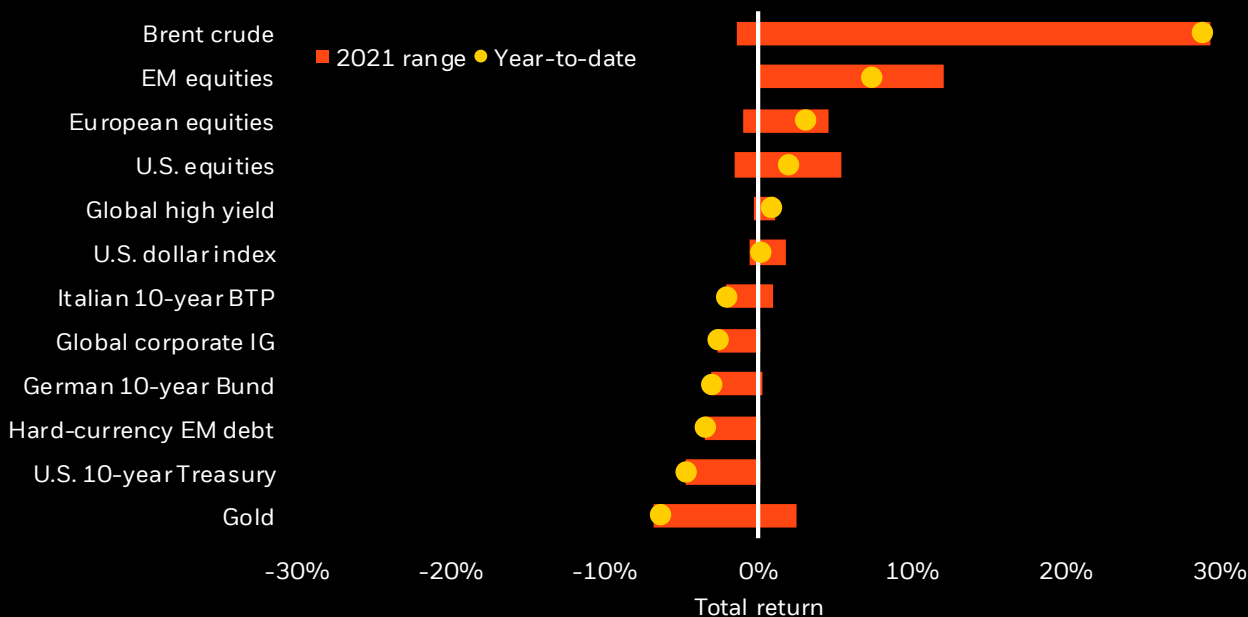
The bottom line: We believe the transition toward a world with net-zero carbon emissions should reward companies, sectors and regions that adjust, and penalize others. These effects are now reflected in our climate-aware return assumptions. On a broad asset class level, we see DM equities positioned to capture the potential opportunities from the climate transition, at the expense of high yield and some emerging market debt. The composition of DM equity indexes is more skewed toward less carbon-intensive sectors such as tech and healthcare; equities also can better capture potential opportunities arising from the “green” transition, given that bonds have more limited scope for capital appreciation, in our view.

Market backdrop

U.S. 10-year Treasury yields hit the highest levels in nearly a year. Nominal yields have been climbing since September, but the magnitude has lagged that of the rise in inflation expectations during the period. Inflation-adjusted yields remain deep in negative territory – in line with our *new nominal* theme. U.S. stocks came under pressure as Treasury yields rose. We still believe the *new nominal* will support equities and risk assets over the next six to 12 months.

Assets in review

Selected asset performance, 2021 year-to-date and range



Past performance is not a reliable indicator of current or future results. Indexes are unmanaged and do not account for fees. It is not possible to invest directly in an index.

Sources: BlackRock Investment Institute, with data from Refinitiv Datastream, February 2021. Notes: The two ends of the bars show the lowest and highest returns at any point this year to date, and the dots represent current year-to-date returns. Emerging market (EM), high yield and global corporate investment grade (IG) returns are denominated in U.S. dollars, and the rest in local currencies. Indexes or prices used are, in descending order: spot Brent crude, MSCI Emerging Markets Index, MSCI Europe Index, MSCI USA Index, Bank of America Merrill Lynch Global High Yield Index, the ICE U.S. Dollar Index (DXY), Refinitiv Datastream Italy 10-year benchmark government bond index, Bank of America Merrill Lynch Global Broad Corporate Index, Refinitiv Datastream Germany 10-year benchmark government bond index, J.P. Morgan EMBI index, Refinitiv Datastream U.S. 10-year benchmark government bond index and spot gold.

Macro insights

Overall consumer spending is likely to return to its pre-Covid trend as pent-up demand is unleashed, in our view. Yet its composition will likely look different as Covid-inspired shifts in consumer behavior take hold. We see three reasons why the restart in the consumer sector may be different from a typical business cycle recovery.

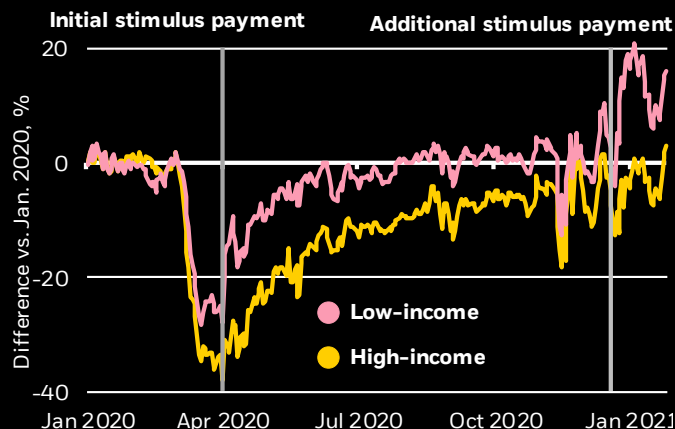
First, spending will likely recover much more quickly as vaccine-led easing of restrictions paves the way for the level of activity to normalize.

Second, consumer balance sheets have been healthy thanks to unprecedented policy support – avoiding the kind of deleveraging shock seen in the global financial crisis that depressed spending. Stimulus payments are already boosting consumption – especially for low-income groups – according to high-frequency credit card transaction data. See the chart to the right.

Third, the shock has turbocharged transformations already underway in spending – such as a shift to e-commerce, a trend we see staying in place even as restrictions ease.

Consumption check

U.S. consumer spending by income group, February 2021



Sources: BlackRock Investment Institute, with data from Opportunity Insights, February 2021. Notes: The chart shows U.S. consumer spending by income group based on high-frequency credit card transaction data, compared to the levels in January 2020.

Investment themes

1 The new nominal

- We see a more muted response of government bond yields to stronger growth and higher inflation than in the past, as central banks lean against any sharp yield rises. We believe this should support risk assets, even as the restart takes shape.
- Medium-term inflation risks look underappreciated. Production costs are set to rise amid the rewiring of global supply chains. Central banks appear more willing to let economies run hot with above-target inflation to make up for past undershoots. They may also face greater political constraints that make it harder to lean against inflation.
- The policy revolution has led to a surge in public debt – and increased tolerance for it. We don't see high debt levels as a concern in the near term. Yet there are risks bubbling below the surface – over time we could see a change in the premium for the perceived safety of government debt, with major market implications.
- **Market implication:** We favor inflation-linked bonds amid inflationary pressures in the medium term. Tactically we prefer to take risk in equities over credit amid low rates and tight spreads.

2 Globalization rewired

- Covid-19 has accelerated geopolitical transformations such as a bipolar U.S.-China world order and a rewiring of global supply chains, placing greater weight on resilience.
- Strategic U.S.-China rivalry looks here to stay, particularly in tech. The Biden administration is likely to shift away from a focus on bilateral trade deficits to a multi-lateral approach. It will also seek to balance cooperation on climate change and public health within a broader U.S.-China agenda that includes areas of potential heightened tensions such as trade and human rights.
- We see assets exposed to Chinese growth as core strategic holdings that are distinct from EM exposures. There is a case for greater exposure to China-exposed assets for potential returns and diversification, in our view.
- We expect persistent inflows to Asian assets as we believe many global investors remain underinvested and China's weight in global indexes grows. Risks to China-exposed assets include China's high debt levels, yuan depreciation and U.S.-China conflicts. But we believe developments have been incrementally positive over the past 12 months, and investors are compensated for these risks.
- **Market implication:** Strategically we favor deliberate country diversification and above-benchmark China exposures. Tactically we like Asia ex-Japan equities, and see UK equities as an inexpensive, cyclical exposure.

3 Turbocharged transformations

- The pandemic has added fuel to pre-existing structural trends such as an increased focus on sustainability, rising inequality within and across nations, and the dominance of e-commerce at the expense of traditional retail.
- The pandemic has focused attention on underappreciated sustainability-related factors and supply chain resilience.
- It has also accelerated "winner takes all" dynamics that have led to the strong performance of a handful of tech giants in recent years. We see tech as having long-term structural tailwinds despite its increased valuations, yet it could face challenges from higher corporate taxes and tighter regulation under a united Democratic government.
- The pandemic has heightened the focus on inequalities within and across countries due to the varying quality of public health infrastructure – particularly across EMs – and access to healthcare.
- **Market implication:** Strategically we see returns being driven by climate change impacts, and view developed market equities as an asset class positioned to capture the opportunities from the climate transition. Tactically we favor tech and healthcare as well as selected cyclical exposures.

Week ahead

March 1 Manufacturing purchasing managers' index (PMI) for Japan, China, the euro area and the U.S.

March 3 Services PMI for Japan, China and the U.S.; euro area composite PMI

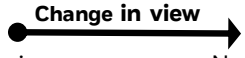
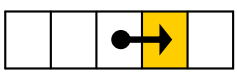
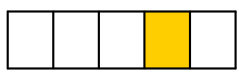
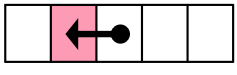
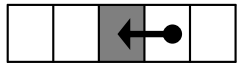
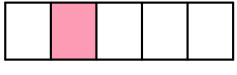
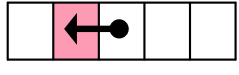

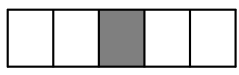


March 4 U.S. factory orders

March 5 U.S. nonfarm payrolls; China's annual National People's Congress session starts

U.S. nonfarm payrolls data will be in focus. Economists polled by Reuters expected February's nonfarm payrolls to increase by 110,000 jobs, after a modest gain of 49,000 in the previous month. Global PMI data will also help shed light on the restart status, especially in the services sector where activity has been muted.

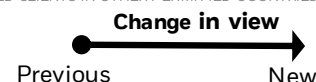
Directional views

Strategic (long-term) and tactical (6-12 month) views on broad asset classes, February 2021

Asset	Strategic view	Tactical view	Change in view 
Equities	 <p>+1</p>	 <p>+1</p> <p>We turn overweight equities on a strategic horizon. We see a better outlook for earnings amid moderate valuations. Incorporating climate change in our expected returns brightens the appeal of developed market equities given the large weights of sectors such as tech and healthcare in benchmark indexes. Tactically, we stay overweight equities as we expect the restart to re-accelerate and interest rates to stay low. We tilt toward cyclical and maintain a bias for quality.</p>	Previous → New
Credit	 <p>-1</p>	 <p>Neutral</p> <p>We are underweight credit on a strategic basis as valuations are rich and we prefer to take risk in equities. On a tactical horizon, we downgrade credit to neutral following the tightening in spreads, particularly investment grade. We still like high yield for income.</p>	
Govt bonds	 <p>-1</p>	 <p>-1</p> <p>We are strategically underweight nominal government bonds as their ability to act as portfolio ballasts are diminished with yields near lower bounds and rising debt levels may eventually pose risks to the low-rate regime. This is part of why we underweight government debt strategically. We prefer inflation-linked bonds as we see risks of higher inflation in the medium term. We turn underweight duration on a tactical basis as we anticipate gradual increases in nominal yields supported by the economic restart.</p>	
Cash	 <p>Neutral</p>	 <p>Neutral</p> <p>We use cash to fund overweight in equities. Holding some cash makes sense, in our view, as a buffer against supply shocks driving both stocks and bonds lower.</p>	
Private markets	 <p>Neutral</p>	 <p>Neutral</p> <p>We believe non-traditional return streams, including private credit, have the potential to add value and diversification. Our neutral view is based on a starting allocation that is much larger than what most qualified investors hold. Many institutional investors remain underinvested in private markets as they overestimate liquidity risks, in our view. Private markets are a complex asset class not suitable for all investors.</p>	

Note: Views are from a U.S. dollar perspective, February 2021. This material represents an assessment of the market environment at a specific time and is not intended to be a forecast of future events or a guarantee of future results. This information should not be relied upon by the reader as research or investment advice regarding any particular funds, strategy or security.

Granular views



Six to 12-month tactical views on selected assets vs. broad global asset classes by level of conviction, February 2021

Asset	Underweight	Overweight		
Equities			United States	We are overweight U.S. equities. We see the tech and healthcare sectors offering exposure to structural growth trends, and U.S. small caps geared to an expected cyclical upswing in 2021.
			Euro area	We turn neutral European equities. We believe that there is room for the market to close the valuation gap vs. the rest of the world as the economic restart becomes more entrenched.
			Japan	We are underweight Japanese equities. Other Asian economies may be greater beneficiaries of a more predictable U.S. trade policy under a Biden administration. A stronger yen amid potential U.S. dollar weakness may weigh on Japanese exporters.
			Emerging markets	We are overweight EM equities. We see them as principal beneficiaries of a vaccine-led global economic upswing in 2021. Other positives: our expectation of a flat to weaker U.S. dollar and more stable trade policy under a Biden administration.
			Asia ex-Japan	We are overweight Asia ex-Japan equities. Many Asian countries have effectively contained the virus – and are further ahead in the economic restart. We see the region’s tech orientation allowing it to benefit from structural growth trends.
			UK	We are overweight UK equities. The removal of uncertainty over a Brexit deal should see the risk premium on UK assets attached to that outcome erode. We also see UK large-caps as a relatively attractive play on the global cyclical recovery as it has lagged peers.
			Momentum	We keep momentum at neutral. The factor has become more exposed to cyclical, could face challenges in the near term as a resurgence in Covid-19 cases and a slow start to the vaccination efforts create potential for choppy markets.
			Value	We are neutral on value despite recent underperformance. The factor could benefit from an accelerated restart, but we believe that many of the cheapest companies – across a range of sectors – face structural challenges.
			Minimum volatility	We are underweight min vol. We expect a cyclical upswing over the next six to 12 months, and min vol has historically lagged in such an environment.
			Quality	We are overweight quality. We like tech companies with structural tailwinds and see companies with strong balance sheets and cash flows as resilient against a range of outcomes in the pandemic and economy.
			Size	We are overweight the U.S. size factor. We see small- and mid-cap U.S. companies as a key place where exposure to cyclical may be rewarded amid a vaccine-led recovery.
	Fixed Income			U.S. Treasuries
			Treasury Inflation-Protected Securities	We are overweight TIPS. We see potential for higher inflation expectations to get increasingly priced in on the back of structurally accommodative monetary policy and increasing production costs.
			German bunds	We are neutral on bunds. We see the balance of risks shifting back in favor of more monetary policy easing from the European Central Bank as the regional economic rebound shows signs of flagging.
			Euro area peripherals	We are closing our overweight to euro peripheral bond markets that we have held since April 2020. Yields have rallied to near record lows and spreads have narrowed. The ECB supports the market but it is not price-agnostic – its purchases have eased as spreads have narrowed.
			Global investment grade	We are underweight investment grade credit. We see little room for further yield spread compression and favor more cyclical exposures such as high yield and Asia fixed income.
			Global high yield	We are moderately overweight global high yield. Spreads have narrowed significantly, but we believe the asset class remains an attractive source of income in a yield-starved world.
			Emerging market – hard currency	We are neutral hard-currency EM debt. We expect it to gain support from the vaccine-led global restart and more predictable U.S. trade policies.
			Emerging market – local currency	We are neutral local-currency EM debt. We see catch-up potential as the asset class has lagged the risk asset recovery. Easy global monetary policy and a stable-to-weaker U.S. dollar should also underpin EM.
		Asia fixed income	We are overweight Asia fixed income. We see the asset class as attractively valued. Asian countries have done better in containing the virus and are further ahead in the economic restart.	

Past performance is not a reliable indicator of current or future results. It is not possible to invest directly in an index. Note: Views are from a U.S. dollar perspective. This material represents an assessment of the market environment at a specific time and is not intended to be a forecast or guarantee of future results. This information should not be relied upon as investment advice regarding any particular fund, strategy or security.

BlackRock Investment Institute

The BlackRock Investment Institute (BII) leverages the firm's expertise and generates proprietary research to provide insights on the global economy, markets, geopolitics and long-term asset allocation – all to help our clients and portfolio managers navigate financial markets. BII offers strategic and tactical market views, publications and digital tools that are underpinned by proprietary research.

BlackRock's Long-Term Capital Market Assumption Disclosures: This information is not intended as a recommendation to invest in any particular asset class or strategy or product or as a promise of future performance. Note that these asset class assumptions are passive, and do not consider the impact of active management. All estimates in this document are in US dollar terms unless noted otherwise. Given the complex risk-reward trade-offs involved, we advise clients to rely on their own judgment as well as quantitative optimization approaches in setting strategic allocations to all the asset classes and strategies. References to future returns are not promises or even estimates of actual returns a client portfolio may achieve. Assumptions, opinions and estimates are provided for illustrative purposes only. They should not be relied upon as recommendations to buy or sell securities. Forecasts of financial market trends that are based on current market conditions constitute our judgment and are subject to change without notice. We believe the information provided here is reliable, but do not warrant its accuracy or completeness. If the reader chooses to rely on the information, it is at its own risk. This material has been prepared for information purposes only and is not intended to provide, and should not be relied on for, accounting, legal, or tax advice. The outputs of the assumptions are provided for illustration purposes only and are subject to significant limitations. "Expected" return estimates are subject to uncertainty and error. Expected returns for each asset class can be conditional on economic scenarios; in the event a particular scenario comes to pass, actual returns could be significantly higher or lower than forecasted. Because of the inherent limitations of all models, potential investors should not rely exclusively on the model when making an investment decision. The model cannot account for the impact that economic, market, and other factors may have on the implementation and ongoing management of an actual investment portfolio. Unlike actual portfolio outcomes, the model outcomes do not reflect actual trading, liquidity constraints, fees, expenses, taxes and other factors that could impact future returns. Asset allocation/diversification does not guarantee investment returns and does not eliminate the risk of loss.

General disclosure: This material is intended for information purposes only, and does not constitute investment advice, a recommendation or an offer or solicitation to purchase or sell any securities to any person in any jurisdiction in which an offer, solicitation, purchase or sale would be unlawful under the securities laws of such jurisdiction. The opinions expressed are as of March 1, 2021, and are subject to change without notice. Reliance upon information in this material is at the sole discretion of the reader. Investing involves risks. Asset allocation and diversification does not guarantee investment returns and does not eliminate the risk of loss.

In the **U.S. and Canada**, this material is intended for public distribution. **In EMEA** Until 31 December 2020, issued by BlackRock Investment Management (UK) Limited, authorised and regulated by the Financial Conduct Authority. Registered office: 12 Throgmorton Avenue, London, EC2N 2DL. Tel: +44 (0)20 7743 3000. Registered in England and Wales No. 2020394, has issued this document for access by Professional Clients only and no other person should rely upon the information contained within it. For your protection telephone calls are usually recorded. Please refer to the Financial Conduct Authority website for a list of authorised activities conducted by BlackRock. From 31 December 2020, in the event the United Kingdom and the European Union do not enter into an arrangement which permits United Kingdom firms to offer and provide financial services into the European Union, the issuer of this material is: (i) BlackRock Investment Management (UK) Limited for all outside of the European Union; and (ii) BlackRock (Netherlands) B.V. for in the European Union, BlackRock (Netherlands) B.V. is authorised and regulated by the Netherlands Authority for the Financial Markets. Registered office Amstelplein 1, 1096 HA, Amsterdam, Tel: 020 – 549 5200, Tel: 31-20-549-5200. Trade Register No. 17068311 For your protection telephone calls are usually recorded. **In Switzerland**, this document is marketing material. This document shall be exclusively made available to, and directed at, qualified investors as defined in the Swiss Collective Investment Schemes Act of 23 June 2006, as amended. **For investors in Israel:** BlackRock Investment Management (UK) Limited is not licensed under Israel's Regulation of Investment Advice, Investment Marketing and Portfolio Management Law, 5755-1995 (the "Advice Law"), nor does it carry insurance thereunder. **In South Africa**, please be advised that BlackRock Investment Management (UK) Limited is an authorized financial services provider with the South African Financial Services Board, FSP No. 43288. **In the DIFC** this material can be distributed in and from the Dubai International Financial Centre (DIFC) by BlackRock Advisors (UK) Limited – Dubai Branch which is regulated by the Dubai Financial Services Authority (DFSA). This material is only directed at 'Professional Clients' and no other person should rely upon the information contained within it. **In the Kingdom of Saudi Arabia** this information is only directed to Exempt Persons, Authorized Persons or Investment Institutions, as defined in the relevant implementing regulations issued by the Capital Markets Authority (CMA). **In the United Arab Emirates** this material is only intended for -natural Qualified Investor as defined by the Securities and Commodities Authority (SCA) Chairman Decision No. 3/R.M. of 2017 concerning Promoting and Introducing Regulations. Neither the DFSA or any other authority or regulator located in the GCC or MENA region has approved this information. **In the State of Kuwait**, those who meet the description of a Professional Client as defined under the Kuwait Capital Markets Law and its Executive Bylaws. **In the Sultanate of Oman**, to sophisticated institutions who have experience in investing in local and international securities, are financially solvent and have knowledge of the risks associated with investing in securities. **In Qatar**, for distribution with pre-selected institutional investors or high net worth investors. **In the Kingdom of Bahrain**, to Central Bank of Bahrain (CBB) Category 1 or Category 2 licensed investment firms, CBB licensed banks or those who would meet the description of an Expert Investor or Accredited Investors as defined in the CBB Rulebook. The information contained in this document, does not constitute and should not be construed as an offer of, invitation, inducement or proposal to make an offer for, recommendation to apply for or an opinion or guidance on a financial product, service and/or strategy. **In Singapore**, this is issued by BlackRock (Singapore) Limited (Co. registration no. 200010143N). This advertisement or publication has not been reviewed by the Monetary Authority of Singapore. **In Hong Kong**, this material is issued by BlackRock Asset Management North Asia Limited and has not been reviewed by the Securities and Futures Commission of Hong Kong. **In South Korea**, this material is for distribution to the Qualified Professional Investors (as defined in the Financial Investment Services and Capital Market Act and its sub-regulations). **In Taiwan**, independently operated by BlackRock Investment Management (Taiwan) Limited. Address: 28F., No. 100, Songren Rd., Xinyi Dist., Taipei City 110, Taiwan. Tel: (02)23261600. **In Japan**, this is issued by BlackRock Japan Co., Ltd. (Financial Instruments Business Operator: The Kanto Regional Financial Bureau. License No375, Association Memberships: Japan Investment Advisers Association, the Investment Trusts Association, Japan, Japan Securities Dealers Association, Type II Financial Instruments Firms Association.) For Professional Investors only (Professional Investor is defined in Financial Instruments and Exchange Act). **In Australia**, issued by BlackRock Investment Management (Australia) Limited ABN 13 006 165 975 AFSL 230 523 (BIMAL). The material provides general information only and does not take into account your individual objectives, financial situation, needs or circumstances. **In China**, this material may not be distributed to individuals resident in the People's Republic of China ("PRC", for such purposes, excluding Hong Kong, Macau and Taiwan) or entities registered in the PRC unless such parties have received all the required PRC government approvals to participate in any investment or receive any investment advisory or investment management services. **For Other APAC Countries**, this material is issued for Institutional Investors only (or professional/sophisticated/qualified investors, as such term may apply in local jurisdictions). **In Latin America**, for institutional investors and financial intermediaries only (not for public distribution). No securities regulator within Latin America has confirmed the accuracy of any information contained herein. The provision of investment management and investment advisory services is a regulated activity in Mexico thus is subject to strict rules. For more information on the Investment Advisory Services offered by BlackRock Mexico please refer to the Investment Services Guide available at www.blackrock.com/mx

©2021. BlackRock, Inc. All Rights Reserved. **BLACKROCK** is a trademark of BlackRock, Inc., or its subsidiaries in the United States and elsewhere. All other trademarks are those of their respective owners.

BlackRock

Not FDIC Insured • May Lose Value • No Bank Guarantee