

Weekly commentary

Sept. 28, 2020



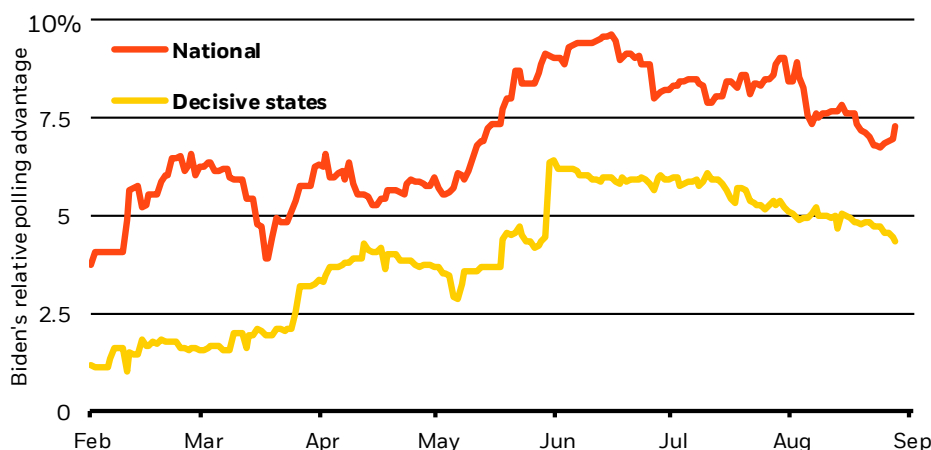
A consequential election

- The U.S. election result is set to have big implications for markets as U.S. fiscal stimulus, public investment, taxation, regulation and foreign affairs could shift.
- The activity restart is running ahead of expectations in developed markets, albeit at different paces as virus dynamics vary.
- Markets will focus on the first U.S. presidential debate, U.S. consumer confidence and employment this week.

The U.S. election is taking place against a historic backdrop of a pandemic, recession and domestic strife. The outcome could have significant implications for key policy areas: fiscal stimulus, public investment, taxation, regulation and foreign affairs. It also has the potential to supercharge structural trends such as an increased policy and market focus on sustainability.

Chart of the week

Biden's national poll advantage vs. lead in decisive electoral states, 2020



Sources: BlackRock Investment Institute, with data from FiveThirtyEight, September 2020. Notes: The orange line shows the advantage of former Vice President Joe Biden over President Donald Trump in national polls. The yellow line shows Biden's average advantage in six decisive states: Arizona, Florida, Michigan, North Carolina, Pennsylvania and Wisconsin.

Democratic nominee and former Vice President Joe Biden looks to have an edge in the race, leading President Donald Trump by about seven percentage points in recent national polls. This lead has been remarkably stable this year. Yet his lead is narrower in decisive electoral states that could still give Trump a path to re-election. See the chart. The contest for the U.S. Senate – key to a potential Biden administration's ability to implement its agenda – appears close to a tossup. We see three plausible scenarios to plan for: 1) a Democratic sweep of the White House and Congress (with Democrats winning control of the Senate); 2) a Biden win with a divided Congress; and 3) a status quo Trump win. The pandemic has helped create historically challenging circumstances for the election, including a leap in mail-in voting that could complicate vote counting, delay results and trigger legal challenges. We see a material risk of a contested election or a delayed result. Election day could turn into weeks or months.



Mike Pyle

Global Chief Investment Strategist – BlackRock Investment Institute



Elga Bartsch

Head of Macro Research – BlackRock Investment Institute



Scott Thiel

Chief Fixed Income Strategist – BlackRock Investment Institute

Visit [BlackRock Investment Institute](#) for insights on global economy, markets, geopolitics and portfolio construction.

BlackRock Investment Institute

We see fiscal policy as the most critical area to watch, as it has been helping bridge the economy through the Covid shock. The two Biden victory scenarios would look very different through this fiscal lens, in our view. A Democratic sweep would likely pave the way for a new round of large-scale fiscal stimulus and boost spending on clean energy, transport and housing – but also increase taxes for companies and the wealthy. A Biden win with a Republican-controlled Senate would lead to much less ambitious fiscal stimulus and infrastructure spending, and no major tax changes. The net difference in fiscal spending between the two scenarios could be several percentage points of GDP over each of the next few years, we estimate. Fiscal spending under a second Trump term would be somewhere in the middle between those two scenarios.

The election result will have implications for the key geopolitical risks we track. A Biden win – under either scenario – would likely signify a return to more predictable trade and foreign policy, supporting emerging market assets and broader risk sentiment in the short term. Yet we see U.S.-China rivalry staying structurally elevated across dimensions such as technology, trade and investment under Biden, due to bipartisan support for a more competitive stance on China. Climate policy would also be a major focus. The U.S. would likely immediately rejoin the Paris Agreement and increase its emissions reduction goals. Its fiscal plans could help supercharge a globally coordinated green stimulus effort, adding to recent efforts by the European Union. A Trump win, by contrast, would likely lead to a doubling-down of the “America First” stance on trade and immigration.

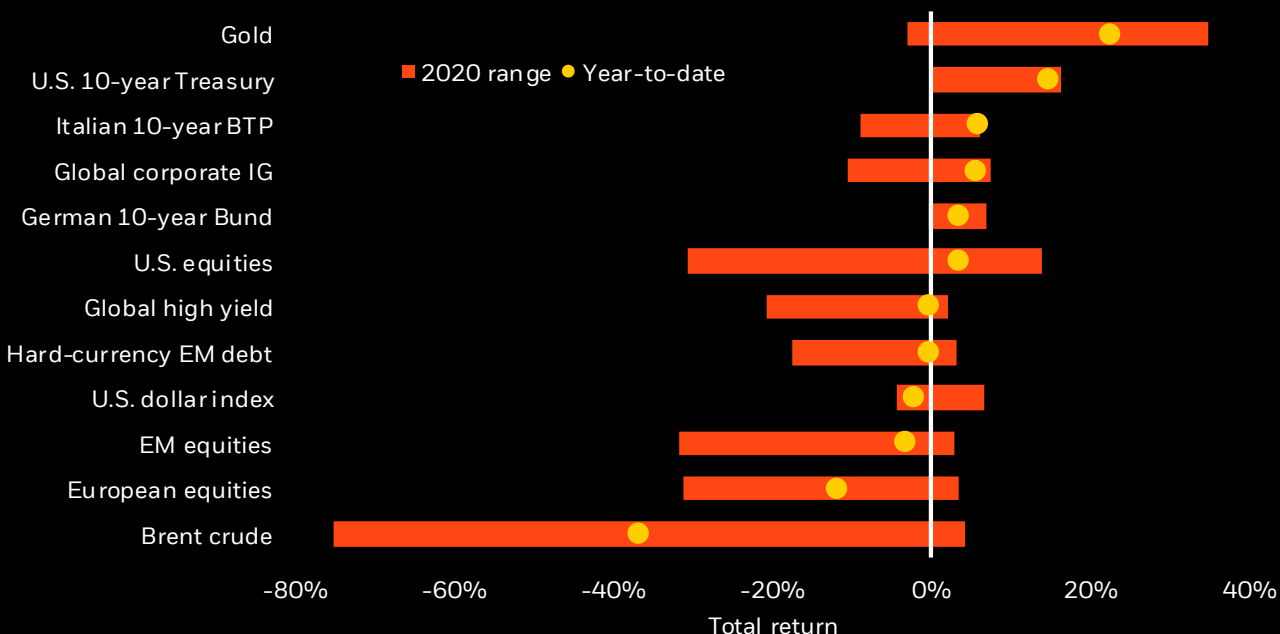
We think a “tax-centric” election analysis – with a Democratic sweep seen as a market negative, and divided government a positive – is too simplistic. In a Democratic sweep scenario for example, investors would have to balance higher taxes and tighter regulation with greater fiscal support and predictable foreign policy. We see the main implications of this scenario in fixed income and leadership in equity markets. It could push long-term rates higher and lead to a modest steepening of the Treasury yield curve. Domestically oriented equities, including small caps, might benefit the most, whereas higher taxes and tighter regulation could pressure large caps. This scenario would add to reasons to prepare for a higher inflation regime and reinforces our strategic underweight of developed market nominal government bonds. The tectonic shift to sustainable investing will likely persist regardless of the result, but could be supercharged under a Democratic sweep scenario.

Market backdrop

Economic activity is running ahead of expectations in developed markets, albeit at different paces due to varying virus dynamics. Market volatility is returning after months of steady advances in risk assets, and we see elevated volatility ahead of the November U.S. election. The window appears to be closing for any new U.S. fiscal package before the election. The pandemic is still spreading in many countries; and U.S.-China tensions are running high.

Assets in review

Selected asset performance, 2020 year-to-date and range



Past performance is not a reliable indicator of current or future results. It is not possible to invest directly in an index. Sources: BlackRock Investment Institute, with data from Refinitiv Datastream, September 2020. Notes: The two ends of the bars show the lowest and highest returns versus the end of 2019, and the dots represent year-to-date returns. Emerging market (EM), high yield and global corporate investment grade (IG) returns are denominated in U.S. dollars, and the rest in local currencies. Indexes or prices used are: spot Brent crude, MSCI USA Index, the ICE U.S. Dollar Index (DXY), MSCI Europe Index, Bank of America Merrill Lynch Global Broad Corporate Index, Bank of America Merrill Lynch Global High Yield Index, Datastream 10-year benchmark government bond (U.S., German and Italy), MSCI Emerging Markets Index, spot gold and J.P. Morgan EMBI index.

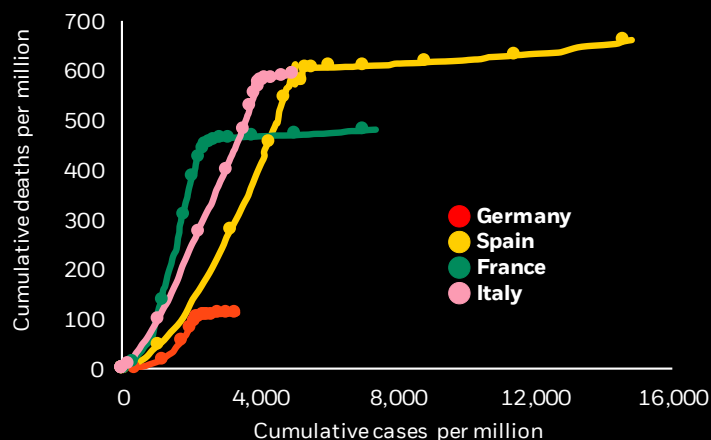
Macro insights

The increase in Covid cases in the euro area may not foreshadow a return to full national lockdowns. The growing cases partly reflect a greater number of tests. Importantly, fatality rates have not risen in line with cases, as the average age of new Covid patients has dropped. Better testing and the slower growth in fatalities mean authorities have more time to respond to local flareups and improve track-and-trace capabilities. Mask-wearing mandates and social distancing laws appear to be helping slow the spread of the virus.

The euro area's restart is still outpacing expectations, yet it appears to be losing momentum. Mobility in the region is now just 10% below pre-Covid levels, versus 25% in the U.S. The recovery has slowed in locations where infection rates have picked up, but the direction of travel still points to increasing mobility. Industrial production and construction have recovered strongly, especially in Italy and Spain. The services rebound has been more mixed, reflecting a tough environment for contact-intensive sectors.

A less fatal infection spike

Euro area cumulative Covid-19 cases and deaths, 2020



Sources: BlackRock Investment Institute and Our World in Data, with data from Haver Analytics, Sept. 2020. Note: the dots show 14 day intervals in case and fatality counts. Widespacing between dots denotes faster growth. A measurement change in Spain accounts for the slight drop in deaths.

Investment themes

1 Activity restart

- The activity restart has broadened and is running ahead of expectations in developed markets, as reflected by the IMF's recent signaling of an upgrade to its global growth outlook. Yet the restart is moving at different speeds across countries, driven by differences in virus dynamics.
- We see localized restrictions as the main virus control approach over coming months, and a return to full national lockdowns as unlikely. Fatality and hospitalization rates per infection have dropped even with higher case counts.
- Evidence of permanent damages is limited so far for economies as a whole but the adjustment to a post-Covid world could be painful, especially for contact-intensive sectors.
- The risk of fiscal fatigue is crystallizing in the U.S., raising concerns about the recovery running out of steam. Negotiations on extending fiscal support have stalled, with an increasing risk that we will see no fiscal package before the Nov. 3 election.
- **Market implication:** We are moderately pro-risk, and express it in an overweight in high yield – in both strategic and tactical portfolios. We have a preference for cyclical assets in Europe.

2 Policy revolution

- The joint fiscal-monetary coordination in response to the Covid-19 shock is nothing short of a policy revolution. The Federal Reserve is leading major central banks in evolving policy frameworks to explicitly aim to let inflation overshoot targets – a desirable move in the current environment but the lack of proper guardrails raise concerns.
- The combined sum of fiscal and monetary actions is covering the virus hit to the economy in both the U.S. and euro area, our analysis shows.
- Europe's historic recovery fund will introduce mutualized debt and create jointly issued European bonds that can compete with other perceived safe-haven assets. It still needs approvals by the European and national parliaments.
- The blurring of monetary and fiscal policy means that it is crucial to have proper guardrails around policy coordination. In their absence we see a risk that major central banks could lose grip of inflation expectations relative to their target levels. Combined with other structural changes accelerated by Covid-19 such as deglobalization, it could lead to a higher inflation regime in the next five years.
- **Market implication:** We are underweight nominal government bonds and like inflation-linked bonds on a strategic horizon. Tactically we prefer high yield and see U.S. equities vulnerable to fading fiscal stimulus and the unwinding of crowded positions in technology stocks.

3 Real resilience

- Supercharged structural trends are changing the nature of portfolio diversification. We believe countries, sectors and companies will make a comeback as diversifiers in a more fragmented world, offering resilience to real economy trends.
- Portfolio resilience has to go beyond broad asset class diversification alone. Investors should consider alternative return sources that can provide diversification, such as private markets.
- A focus on sustainability can help make portfolios more resilient. We believe the adoption of sustainable investing is a tectonic shift that will carry a return advantage for years to come – and the coronavirus shock seems to be accelerating this shift.
- **Market implication:** We prefer sustainable assets, private markets and deliberate country diversification for strategic portfolios. We are overweight the quality factor on a tactical horizon, favor assets with policy backstops, and generally prefer developed markets over the emerging world.









Week ahead

- Sept. 29** The first U.S. presidential debate, U.S. consumer confidence
- Oct. 1** Japan, euro area, UK, U.S. manufacturing PMI
- Sept. 30** China official manufacturing purchasing managers' index (PMI); euro area flash inflation
- Oct. 2** U.S. nonfarm payrolls

The first U.S. presidential debate will be a focus. Some U.S. data next week will be key for gauging the status of the economic recovery. Markets expect U.S. consumer confidence to rebound from a six-year low in August, and nonfarm payrolls to grow at a slower pace than a month earlier. Concerns about the recovery running out of steam are rising as the risk of fiscal fatigue is crystallizing in the U.S.

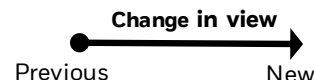
Directional views

Strategic (long-term) and tactical (6-12 month) views on broad asset classes, September 2020

Asset	Strategic view	Tactical view
Equities	 <p style="text-align: center;">Neutral</p>	 <p style="text-align: center;">Neutral</p> <p>We have turned neutral on equities on a strategic horizon given increased valuations and a challenging backdrop for earnings and dividend payouts. We move to a modest underweight in DM equities and tilt toward EM equities. Tactically, we are also neutral on equities overall. We like the quality factor for its resilience and favor Europe among cyclical exposures.</p>
Credit	 <p style="text-align: center;">Neutral</p>	 <p style="text-align: center;">+1</p> <p>We have turned neutral on credit on a strategic basis because we see investment grade (IG) spreads offering less compensation for any increase in default risks. We still like high yield for income. On a tactical horizon, we strongly prefer high yield for its income and more room for spread tightening. We are neutral on IG and underweight emerging market debt.</p>
Govt bonds	 <p style="text-align: center;">-1</p>	 <p style="text-align: center;">Neutral</p> <p>The strategic case for holding nominal government bonds has materially diminished with yields closer to perceived lower bounds. Such low rates reduce the asset class's ability to act as ballast against equity market selloffs. We prefer inflation-linked bonds as we see risks of higher inflation in the medium term. On a tactical basis, we keep duration at neutral as unprecedented policy accommodation suppresses yields.</p>
Cash		 <p style="text-align: center;">Neutral</p> <p>We are neutral on cash. Holding some cash makes sense as a buffer against supply shocks that could drive both stocks and bonds lower.</p>
Private markets	 <p style="text-align: center;">Neutral</p>	<p>Non-traditional return streams, including private credit, have the potential to add value and diversification. Many institutional investors remain underinvested in private markets as they overestimate liquidity risks, in our view. Private assets reflect a diverse array of exposures but valuations and inherent uncertainties of some private assets keep us neutral overall.</p>

Note: Views are from a U.S. dollar perspective, September 2020. This material represents an assessment of the market environment at a specific time and is not intended to be a forecast of future events or a guarantee of future results. This information should not be relied upon by the reader as research or investment advice regarding any particular funds, strategy or security.

Granular views



Six to 12-month tactical views on selected assets vs. broad global asset classes by level of conviction, September 2020

Asset	Underweight	Overweight		
Equities	United States		We are neutral on U.S. equities. Risks of fading fiscal stimulus and an extended epidemic are threatening to derail the market's strong run. Renewed U.S.-China tensions and a divisive election also weigh.	
	Euro area		We are overweight European equities. The region is exposed to a cyclical upside as the economy restarts, against a backdrop of solid public health measures and a galvanizing policy response.	
	Japan		We keep Japanese equities at neutral. We see strong fiscal policy and public health measures allowing for rapid normalization.	
	Emerging markets		We are underweight emerging market equities. We are concerned about the pandemic's spread and see less room or willingness for policy measures to cushion the impact in many – but not all – countries.	
	Asia ex-Japan		We hold Asia ex-Japan equities at neutral. Renewed U.S.-China tension is a risk. China's goal to balance growth with financial stability has led to relatively muted policy measures to cushion the virus fallout.	
	Momentum		We keep momentum at neutral. The sectoral composition of the factor provides exposure to both growth (tech) and defensive stocks (pharma). Yet momentum's high concentration poses risks as recovery takes hold.	
	Value		We are neutral on value. We see the ongoing restart of economies likely benefiting cyclical assets and potentially helping value stage a rebound after a long stretch of underperformance.	
	Minimum volatility		We hold min vol at neutral. The restart of economies is likely to benefit cyclical assets and reduce the need for defensive exposures.	
	Quality			We keep our strong overweight on quality. We see it as the most resilient exposure against a range of outcomes in terms of developments in the pandemic and economy.
Fixed Income	U.S. Treasuries			We still like U.S. Treasuries. Long-term yields are likely to fall further than other developed market peers, even as low rates reduce their ability to cushion against risk asset selloffs.
	Treasury Inflation-Protected Securities			We are neutral on TIPS. A huge decline in rates makes the entry point less attractive. We still see potential for higher inflation over time and like TIPS in strategic allocations.
	German bunds			We remain underweight bunds as current yield levels provide little cushion against major risk events. Also, potential issuance related to the proposed EU recovery fund could compete with bunds for investment.
	Euro area peripherals			We are overweight euro area peripheral government bonds despite recent outperformance. We see further rate compression due to stepped-up quantitative easing by the European Central Bank and other policy actions.
	Global investment grade			We downgrade investment grade credit to neutral. We see little room for further yield spread compression, as we see deeper rate cuts and more asset purchases as unlikely as policy response. Central bank asset purchases and a broadly stable rates backdrop still are supportive.
	Global high yield			We increase our overweight on high yield. We see the very high implied default rates as overly pessimistic, and high yield remains an attractive source of income in a yield-starved world.
	Emerging market – hard currency			We are underweight hard-currency EM debt due to the pandemic's spread, heavy exposure to energy exporters and limited policy space in some emerging economies. Default risks may be underpriced.
	Emerging market – local currency			We have downgraded local-currency EM debt to underweight. We see many EM countries as having insufficient capacity to rein in the virus spread and limited policy space to cushion the shock from the pandemic.
	Asia fixed income			We are neutral on Asia fixed income. The pandemic's containment in many countries and low energy exposure are positives. Renewed U.S.-China tensions and China's relatively muted policy fallout are risks.

Past performance is not a reliable indicator of current or future results. It is not possible to invest directly in an index. Note: Views are from a U.S. dollar perspective. This material represents an assessment of the market environment at a specific time and is not intended to be a forecast or guarantee of future results. This information should not be relied upon as investment advice regarding any particular fund, strategy or security. BIIM0920U-1344944-5/6

BlackRock Investment Institute

The BlackRock Investment Institute (BII) leverages the firm's expertise and generates proprietary research to provide insights on the global economy, markets, geopolitics and long-term asset allocation – all to help our clients and portfolio managers navigate financial markets. BII offers strategic and tactical market views, publications and digital tools that are underpinned by proprietary research.

General disclosure: This material is intended for information purposes only, and does not constitute investment advice, a recommendation or an offer or solicitation to purchase or sell any securities to any person in any jurisdiction in which an offer, solicitation, purchase or sale would be unlawful under the securities laws of such jurisdiction. The opinions expressed are as of Sept. 28, 2020, and are subject to change without notice. Reliance upon information in this material is at the sole discretion of the reader. Investing involves risks.

In the **U.S. and Canada**, this material is intended for public distribution. **In EMEA** Until 31 December 2020, issued by BlackRock Investment Management (UK) Limited, authorised and regulated by the Financial Conduct Authority. Registered office: 12 Throgmorton Avenue, London, EC2N 2DL. Tel: + 44 (0)20 7743 3000. Registered in England and Wales No. 2020394, has issued this document for access by Professional Clients only and no other person should rely upon the information contained within it. For your protection telephone calls are usually recorded. Please refer to the Financial Conduct Authority website for a list of authorised activities conducted by BlackRock. From 31 December 2020, in the event the United Kingdom and the European Union do not enter into an arrangement which permits United Kingdom firms to offer and provide financial services into the European Union, the issuer of this material is: (i) BlackRock Investment Management (UK) Limited for all outside of the European Union; and (ii) BlackRock (Netherlands) B.V. for in the European Union, BlackRock (Netherlands) B.V. is authorised and regulated by the Netherlands Authority for the Financial Markets. Registered office Amstelplein 1, 1096 HA, Amsterdam, Tel: 020 – 549 5200, Tel: 31-20-549-5200. Trade Register No. 17068311 For your protection telephone calls are usually recorded. **In Switzerland**, this document is marketing material. This document shall be exclusively made available to, and directed at, qualified investors as defined in the Swiss Collective Investment Schemes Act of 23 June 2006, as amended. **For investors in Israel:** BlackRock Investment Management (UK) Limited is not licensed under Israel's Regulation of Investment Advice, Investment Marketing and Portfolio Management Law, 5755-1995 (the "Advice Law"), nor does it carry insurance thereunder. **In South Africa**, please be advised that BlackRock Investment Management (UK) Limited is an authorized financial services provider with the South African Financial Services Board, FSP No. 43288. **In the DIFC** this material can be distributed in and from the Dubai International Financial Centre (DIFC) by BlackRock Advisors (UK) Limited – Dubai Branch which is regulated by the Dubai Financial Services Authority (DFSA). This material is only directed at 'Professional Clients' and no other person should rely upon the information contained within it. **In the Kingdom of Saudi Arabia** this information is only directed to Exempt Persons, Authorized Persons or Investment Institutions, as defined in the relevant implementing regulations issued by the Capital Markets Authority (CMA). **In the United Arab Emirates** this material is only intended for -natural Qualified Investor as defined by the Securities and Commodities Authority (SCA) Chairman Decision No. 3/R.M. of 2017 concerning Promoting and Introducing Regulations. Neither the DFSA or any other authority or regulator located in the GCC or MENA region has approved this information. **In the State of Kuwait**, those who meet the description of a Professional Client as defined under the Kuwait Capital Markets Law and its Executive Bylaws. **In the Sultanate of Oman**, to sophisticated institutions who have experience in investing in local and international securities, are financially solvent and have knowledge of the risks associated with investing in securities. **In Qatar**, for distribution with pre-selected institutional investors or high net worth investors. **In the Kingdom of Bahrain**, to Central Bank of Bahrain (CBB) Category 1 or Category 2 licensed investment firms, CBB licensed banks or those who would meet the description of an Expert Investor or Accredited Investors as defined in the CBB Rulebook. The information contained in this document, does not constitute and should not be construed as an offer of, invitation, inducement or proposal to make an offer for, recommendation to apply for or an opinion or guidance on a financial product, service and/or strategy. **In Singapore**, this is issued by BlackRock (Singapore) Limited (Co. registration no. 200010143N). This advertisement or publication has not been reviewed by the Monetary Authority of Singapore. **In Hong Kong**, this material is issued by BlackRock Asset Management North Asia Limited and has not been reviewed by the Securities and Futures Commission of Hong Kong. **In South Korea**, this material is for distribution to the Qualified Professional Investors (as defined in the Financial Investment Services and Capital Market Act and its sub-regulations). **In Taiwan**, independently operated by BlackRock Investment Management (Taiwan) Limited. Address: 28F., No. 100, Songren Rd., Xinyi Dist., Taipei City 110, Taiwan. Tel: (02)23261600. **In Japan**, this is issued by BlackRock Japan Co., Ltd. (Financial Instruments Business Operator: The Kanto Regional Financial Bureau. License No375, Association Memberships: Japan Investment Advisers Association, the Investment Trusts Association, Japan, Japan Securities Dealers Association, Type II Financial Instruments Firms Association.) For Professional Investors only (Professional Investor is defined in Financial Instruments and Exchange Act). **In Australia**, issued by BlackRock Investment Management (Australia) Limited ABN 13 006 165 975 AFSL 230 523 (BIMAL). The material provides general information only and does not take into account your individual objectives, financial situation, needs or circumstances. **In China**, this material may not be distributed to individuals resident in the People's Republic of China ("PRC", for such purposes, excluding Hong Kong, Macau and Taiwan) or entities registered in the PRC unless such parties have received all the required PRC government approvals to participate in any investment or receive any investment advisory or investment management services. **For Other APAC Countries**, this material is issued for Institutional Investors only (or professional/sophisticated/qualified investors, as such term may apply in local jurisdictions). **In Latin America**, for institutional investors and financial intermediaries only (not for public distribution). No securities regulator within Latin America has confirmed the accuracy of any information contained herein. The provision of investment management and investment advisory services is a regulated activity in Mexico thus is subject to strict rules. For more information on the Investment Advisory Services offered by BlackRock Mexico please refer to the Investment Services Guide available at www.blackrock.com/mx

©2020 BlackRock, Inc. All Rights Reserved. BLACKROCK is a trademark of BlackRock, Inc., or its subsidiaries in the United States and elsewhere. All other trademarks are those of their respective owners.

BlackRock

Not FDIC Insured • May Lose Value • No Bank Guarantee